


CSL0501

Lambeth Cell Bench

**Purpose**

A cell bench complying with the Home Office and Metropolitan Police specifications to meet the criteria for maintaining a safe, secure and functional cell bench within the environment of a Police cell.

Specification

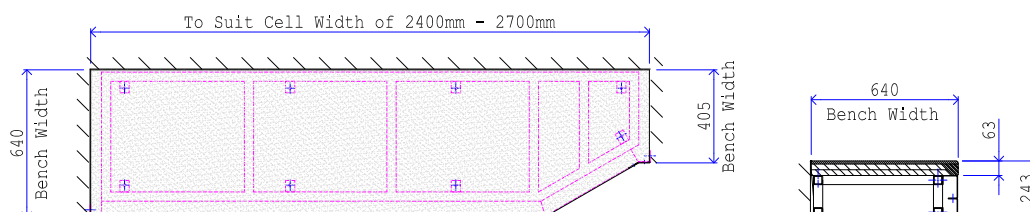
- Bench top is constructed from Corian solid surface material bonded to double 25mm thick Birch plywood sheet to give a finished thickness of 63mm with a special Home Office approved nosing detail.
- Supporting steel underframe is constructed from RHS framework with 2mm thick stainless steel pressed panels, the upper panel having ligature resisting perforations.

Finish

- Corian to be white.
- Stainless steel to be satin finished.


Options

- Non-perforated front panel if no under bench heating is required.



CSL0502

Holding Room Bench

**Purpose**

A holding room bench complying with the Home Office specifications to meet the criteria for maintaining a safe, secure and functional bench within the environment of a police holding room.

Specification

- Bench top is constructed from Corian solid surface material bonded to double 25mm thick birch plywood sheet to give a finished thickness of 63mm with a special Home Office approved nosing detail.
- Supporting steel underframe is constructed from RHS framework with 2mm thick stainless steel pressed front panels with ligature resisting perforations.

Finish

- Corian to be white.
- Stainless steel to be satin finished.

Options

- Non-perforated front panel if no under bench heating is required.

